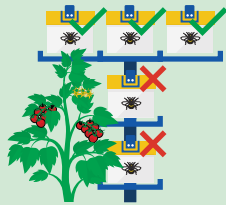


#### Placement

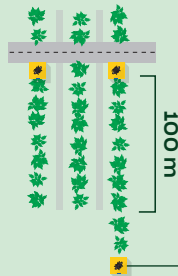


##### High & horizontal

Place hives above the crop horizontally from approx. week 39 until week 9, depending on the environment conditions. The maximum temperature should be max 28 °C.

During other weeks at higher than 28 °C temperatures you can place them lower in the greenhouse.

Vertical placement will have a negative effect on the development of the hives.



##### Hive location

Place the hives near the central walkway. Introduce additional colonies for plant rows longer than 100 meters.

From week 47 until week 52 introduce one colony per hectare per week above the crop near the end of the plant rows.



##### Automatic opening systems

Automatic Opening Systems allow the bumblebees to fly when there is enough daylight present. Wireless Bee-Home system (WBH) can be controlled either by using a timer or by connecting the transmitter to the climate computer.



##### Natupol Excel

Natupol Excel was developed for better performance in difficult light conditions.

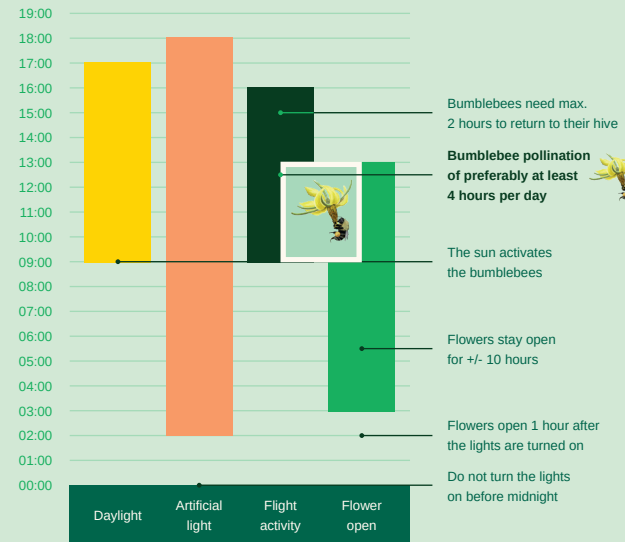


##### Beevision

Tests show that the Beevision features lead to more efficient pollination.

#### Pollination solutions

#### Light timetable



The later the lights are turned on, the more time (overlap with daylight) there is for the bumblebees to pollinate. For pollination, bumblebees need at least 28 Watt/m<sup>2</sup> PAR light near the hive and the presence of Ultraviolet light.

#### Points of attention



##### Snow

Keep the hives closed during one day of snowfall. If possible, remove the snow from the roof.

Do not keep a hive closed for longer than one day unless additional pollen is fed to the bees.

Monitor pollination closely during snowfall and introduce extra bumblebee hives if necessary or temporarily carry out hand pollination.



##### Heat

Make sure the hives are not overheated by the lamps and other means, or by the sun in spring and late autumn.



##### Screens and filters

Don't close the screens when the bumblebees are active.

Also take care that coating, polycarbonate plates, screens, or other light restricting filters are not blocking (early) sunlight. If side screens are used, take the angle of the sun into account.

For further information please visit:

